

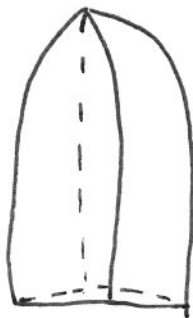
BEANIES

1. Polarfleece will curl to **WRONG SIDE** when tugged on stretchy grain.

2. Cut 4 panels .



3. ~~Sew~~ Stitch all panels together on side seams (right sides together)



6mm SEAM
ALLOWANCE!!

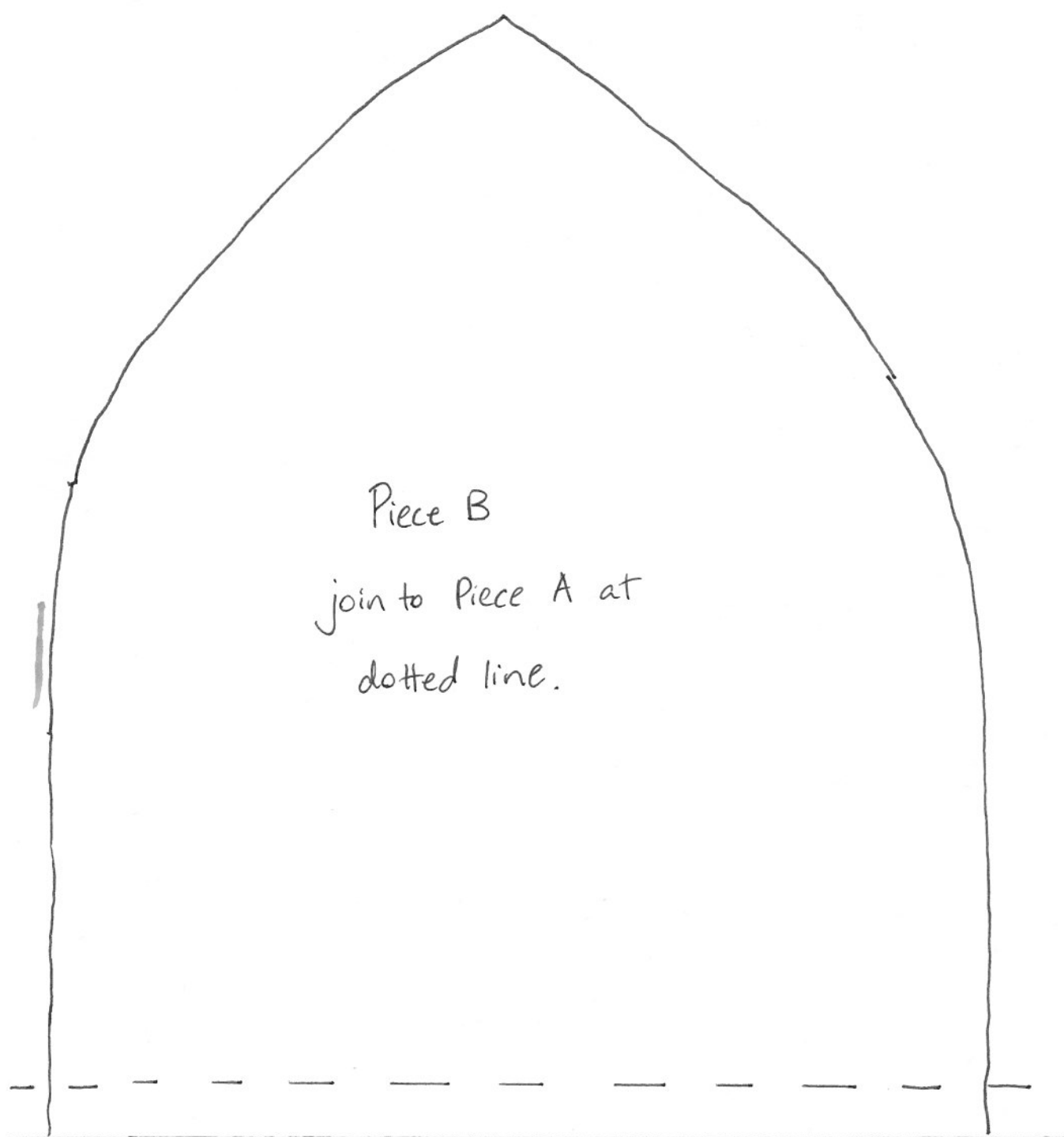
4. Turn up $4\frac{3}{4}$ " (12cm) hem to **WRONG SIDE** + zigzag in place.

5. Turn beanie RS out + fold up hem to form cuff.

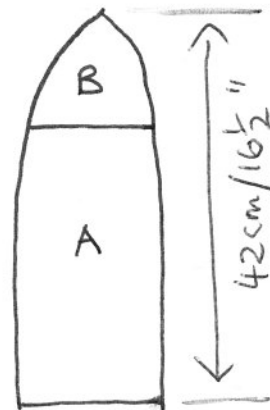
↑
(right side)



Note: Polarfleece does NOT fray so there is no need to finish edges.



Beanie piece A
join to piece B
then cut 4 panels



6mm S.A.

← stretch goes in this direction
(important !!) →